

The Akita Lite PRO series antenna is a 5G, 4X4 MIMO cellular, omni-directional antenna with optional GPS. The Akita Lite is designed for high performance of 600 MHz to 6 GHz and C-Band frequencies for IoT and enterprise network solutions. The Akita Lite is the same exact antenna as the Akita but now with ultra-low loss, lightweight and more flexible LSR200 cables for a more cost-effective network solution and easy installation.

This PRO series, IP54 rated antenna can be mounted indoor, outdoor, pole mounted, or wall mounted to perform at high efficiency for retail, warehouse, office, RVs, and residential homes.

Patent Pending



Configurations 4:1 | 5:1

Primary & Failover | Video Streaming | Remote Monitoring



Future Proof

Network Upgrade for 5G & C-Band

High Data Speeds

C-Band Design with High Gain

Durable

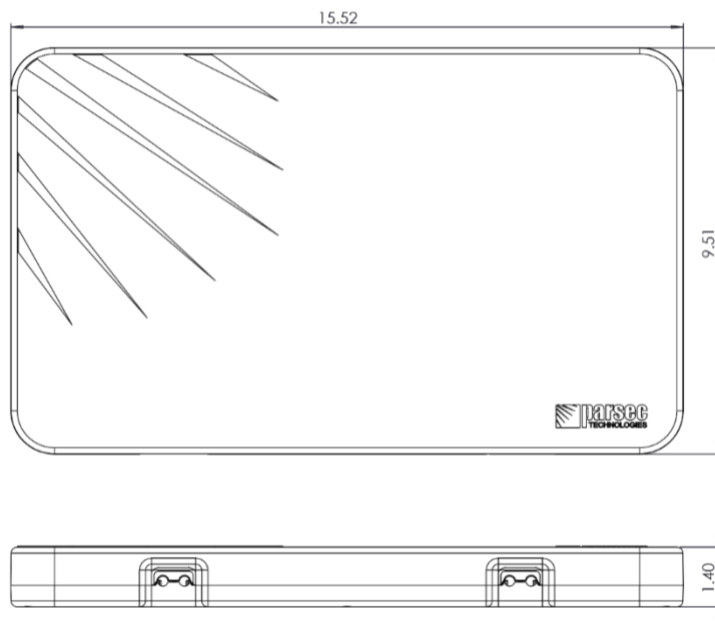
IP54 Rated & High Wind Resistance

- 4X4 MIMO CELLULAR
- C-BAND
- WALL, POLE, OR PANEL MOUNT
- OMNI-DIRECTIONAL
- 600 MHz - 6 GHz
- 15.5 in X 9.5 in X 1.4 in

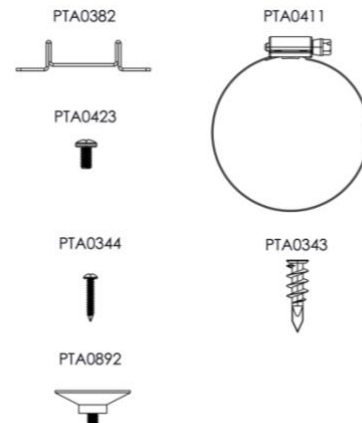
Specifications

Frequencies			
4G/5G Cellular		617-663 MHz 663-930 MHz 930-1427 MHz 1427-1915 MHz 1915-6000 MHz	
4G/5G Bands			
North America	B2, B4, B5, B7, B12, B14, B17, B24, B25, B26, B29, B30, B41, B46, B48, B66, B71 n2, n5, n12, n25, n26, n41, n48, n66, n71, n77		
EMEA	B1, B3, B7, B8, B20, B28, B32, B42, B43, B46 n1, n3, n8, n28, n77, n78		
Mechanical		Environmental	
Dimensions	15.5 inch X 9.5 inch X 1.4 inch Thickness Excluding Bracket	Operating Temperature	-30 °C to 85°C OR -22 °F to 180°F
Mounting	Bracket with screws to a non-metallic surface Pole mount for 2.5 -3.5 inch mast diameter	Ingress Protection	IP54 Outdoor
RF Cable Length	15 ft Cables		
<ul style="list-style-type: none">Pole mount consists of two worm drive clamps and related hardware.			

Dimensions



Hardware Accessories Included



Product Images



Electrical Specifications

<i>ID & Unit</i>	<i>Port</i>	<i>Parameters</i>	<i>Typ.</i>
Radiated Efficiency (%)	CELL 1 thru 4	617-663 MHz	70
	CELL 1 thru 4	663-930 MHz	80
	CELL 1 thru 4	930-1427 MHz	70
	CELL 1 thru 4	1427-1915 MHz	85
	CELL 1 thru 4	1915-6000 MHz	70
	GPS	1575.42 MHz	80
Peak Gain (dBi)	CELL 1 thru 4	617-663 MHz	3
	CELL 1 thru 4	663-930 MHz	4
	CELL 1 thru 4	930-1427 MHz	2
	CELL 1 thru 4	1427-1915 MHz	5
	CELL 1 thru 4	1915-6000 MHz	5
Return Loss 50Ω (dB)	CELL 1 thru 4	617-663 MHz	10
	CELL 1 thru 4	663-930 MHz	7
	CELL 1 thru 4	930-1427 MHz	10
	CELL 1 thru 4	1427-1915 MHz	7

	CELL 1 thru 4 GPS	1915-6000 MHz 1575.42 MHz	6 12
Isolation (dB)	CELL 1, 2	617-663 MHz	15
	CELL 1, 2	663-930 MHz	20
	CELL 1, 2	930-1427 MHz	19
	CELL 1, 2	1427-1915 MHz	18
	CELL 1, 2	1915-6000 MHz	20
	CELL Adjacent	617-663 MHz	10
	CELL Adjacent	663-930 MHz	11
	CELL Adjacent	930-1427 MHz	17
	CELL Adjacent	1427-1915 MHz	15
	CELL Adjacent	1915-6000 MHz	16
Polarization (dBi)	CELL GPS		Linear RCHP
Max Input Power (Watts)	CELL		10
RF Connectors	CELL GPS		SMA(M) SMA(M)
RF Cable Type	CELL GPS		LSR200 LSR100
<ul style="list-style-type: none"> Isolation, return loss, and peak gain does not include cable loss. Performance will be degraded if the antenna is mounted close to wiring or metal wall studs. SMA connectors have a max torque of 3-5 inch lbs. NF connectors have a max torque of 6.2-9.7 inch lbs. Parsec is currently phasing out inventory with LTE on our cellular cables (now labeled CELL). For cables labeled LTE, please refer port "CELL" in the data sheets and installation instructions. 			

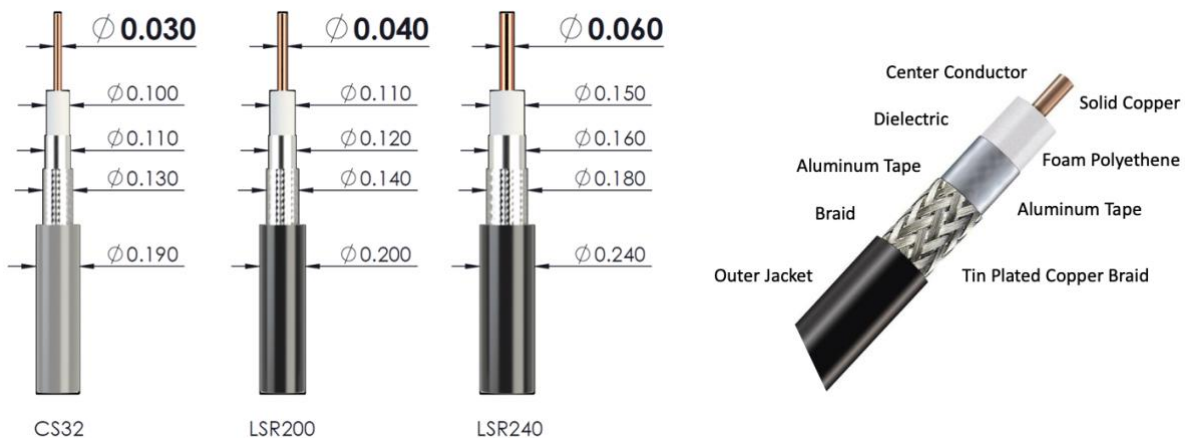
Part Number Key

Part number example of a 4:1 Akita Lite antenna: PRO4AL4L15W

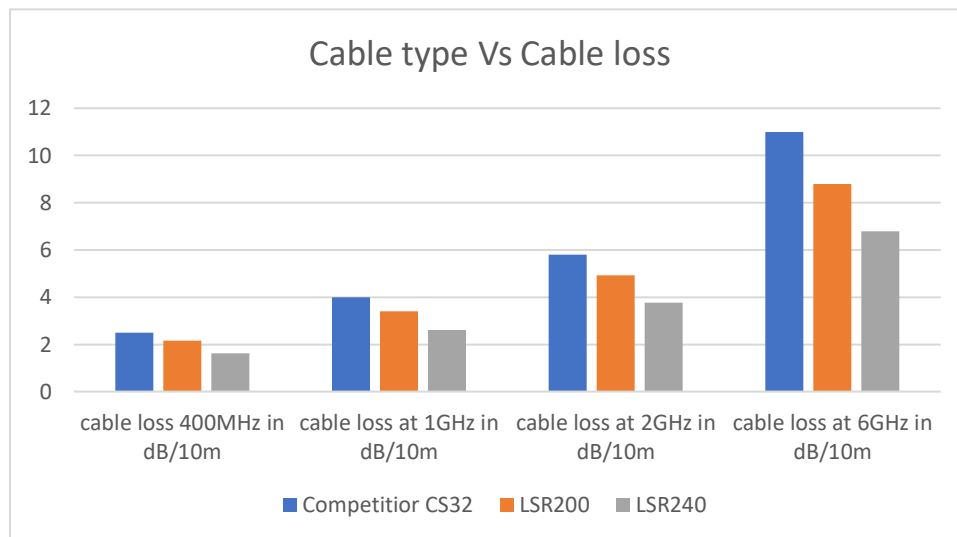
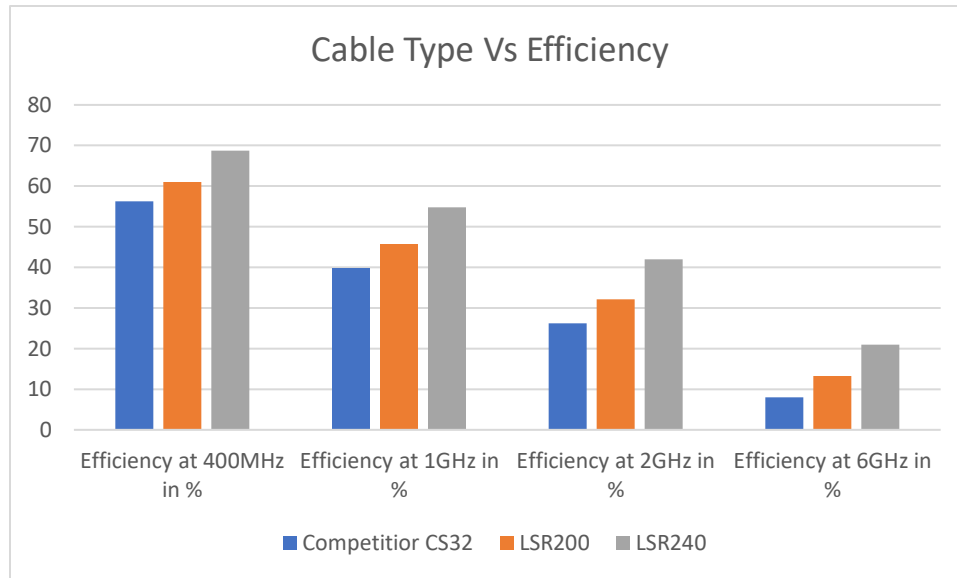
Description	Abbreviation	Part Number
All PRO Series	PRO	PRO
Number of Antennas in Housing/Configuration	4:1	PRO4
Antenna Abbreviation for Akita Lite	AL	PRO4AL
Number of CELL Elements	#L	PRO4AL4L
Cable Length Measured in Feet: 01=1', 15=15'	01, 15, etc.,	PRO4AL4L15
Radome Color - W for White & B for Black	W	PRO4AL4L15W
SMA connector, simply leave blank		PRO4AL4L15W
Additional Options		
N Type Female Connector	-NF	PRO4AL4L15W-NF
SMA (F) to TS9 Adapters	-TS9	PRO4AL4L15W-TS9
Custom connectors and cable kits are available. Please contact us for more information at sales@parsec-t.com .		

Cable Comparison

Cable choice for 5G (617 MHz to 6 GHz) is now more important than ever with cellular bands going beyond 3 GHz, the loss of all cable is more magnified in 5G at the higher bands above 3GHz. This now makes the choice of antenna cable as important as the antenna design and material used in the actual antenna elements. In the chart below, we're showing the difference between cables based on the thickness of the center conductor. The thicker the center conductor, the lower the loss, the higher the performance. Remember, the cable carries your signal!



<i>Efficiency Per Cable Type</i>		<i>Competitor</i> <i>CS32 Cables</i>	<i>Akita Lite</i> <i>LSR200</i>	<i>Akita</i> <i>LSR240</i>
<i>Efficiency %</i> 10 Meters Cable Length	400 MHz	56.2	60.9	68.7
	1 GHz	39.8	45.7	54.7
	2 GHz	26.3	32.2	42
	6 GHz	7.94	13.2	20.9
Higher the efficiency the better the cable.				
<i>Attenuation Cable Type</i>		<i>Competitor</i> <i>CS32 Cables</i>	<i>Akita Lite</i> <i>LSR200</i>	<i>Akita</i> <i>LSR240</i>
<i>Attenuation</i> dB/10m	400 MHz	2.5	2.15	.84
	1 GHz	4	3.4	1.35
	2 GHz	5.8	4.92	1.96
	6 GHz	11	8.8	3.62
Attenuation is a decrease in the power of a signal or signals. Every 3 dB of attenuation lowers your signal by 50%. The Akita with LSR240 has the least amount of loss out of all three. But the new Akita Lite is the second best choice.				



Ordering

Standard Antennas

<i>Configurations</i>	<i>Part Number</i>	<i>Description</i>
4:1	PRO4AL4L15W	4 Cellular, 15 ft Cable, White
	PRO4AL4L01W	4 Cellular, 1 ft Cable, White
	PRO4AL4L01W-NF	4 Cellular, 1 ft Cable, White, N Type Female Connectors

Non-Standard Antennas

<i>Configurations</i>	<i>Part Number</i>	<i>Description</i>
5:1	PRO5AL4LG15W	4 Cellular, GPS, 15 ft Cable, White
	PRO5AL4LG01W	4 Cellular, GPS, 1 ft Cable, White
	PRO5AL4LG01W-NF	4 Cellular, GPS, 1 ft Cable, White, N Type Female Connectors

Additional Hardware Accessories

<i>Accessory</i>	<i>Part Number</i>
Additional Pole Mount Kit	PTA0532
Additional Wall Mount Kit	PTA0459
Suction Cup Mount Kit (Includes 4 Suction Cups)	PTA0893
Lightning Arrestor – SMA(F) to SMA(F)	PTA0476
Lightning Arrestor – N(F) to N(M)	PTA0736
SMA Wrench, Key Chain	PTA0194
Service: Cable Sleeving (priced per ft)	Cable Sleeving
SMA (F) to TS9 Adapters	PTA0797



SMA (F) to TS9 Adapters



Parsec Antennas
972-804-4600
support@parsec-t.com