

The Great Pyrenees PRO Series is another industry first from Parsec. 5G brought us carrier aggregation to improve signal strength and throughput. Parsec now brings to the industry the ultimate connectivity antenna by having a 2 carrier 5G solution in the same antenna. This new antenna has two sets of 4X4 MIMO 5G cellular antennas with the capability of running 2 separate carriers in a dual radio setup without interference in the same, small package. The Great Pyrenees brings the best of breed performance for multicarrier setup for maximum throughput.

This PRO series, IP67 rated antenna is designed to simultaneously operate dual radios and dual SIMs, without interference, in a single housing. The Great Pyrenees is a design breakthrough of our very successful Husky antenna that is used just as much for vehicle mount as it is fixed applications for high performance throughput in rural and urban environments all because of our patented technology. **Patent Pending**



1st to **5G**

Configurations 8:1 | 11:1 | 12:1 | 13:1

Transportation & Fleet | Fixed Wireless Access | Mobile Broadband



Always Be Connected with Dual 5G

Dual SIM & Dual Radio in One Antenna

Easy Install

Less Equipment & One Bolt Install

Durable

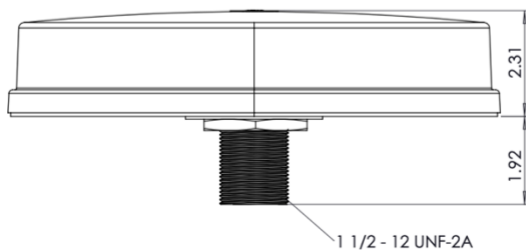
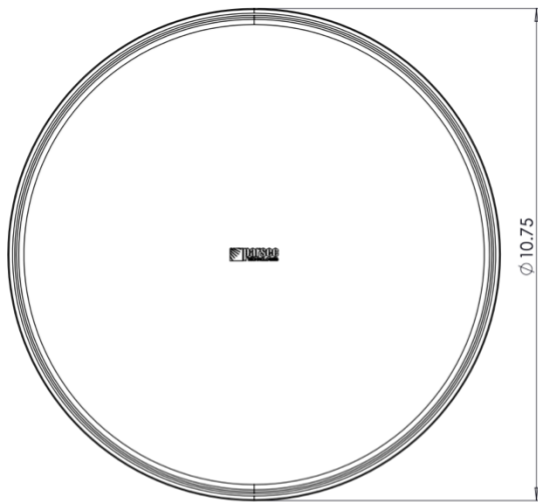
IP67 Rated for Waterproofing

- TWO SETS OF 4X4 MIMO 5G CELLULAR
- UP TO 4X4 MIMO WI-FI
- OMNI-DIRECTIONAL
- OPTIONAL GPS/ BLUETOOTH
- 600-6000 MHz
- 10.75 in X 2.23 in X 5.34 in
- WI-FI 6 COMPATIBLE

Specifications

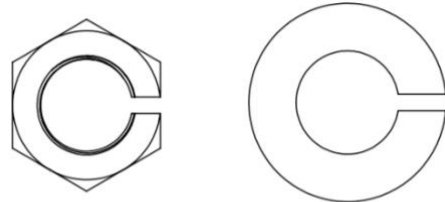
Frequencies			
4G/5G Cellular	617-894 MHz 1710-2700 MHz 3300-4000 MHz 5150-5925 MHz	Wi-Fi	2400-2483.5 MHz 4900-5900 MHz
4G/5G Bands			
North America	B2, B4, B5, B7, B12, B14, B17, B25, B26, B29, B30, B41, B46, B48, B66, B71 n2, n5, 12, n25, n26, n41, n48, n66, n71, n77		
EMEA	B1, B3, B7, B20, B28, B42, B43, B46 n1, n3, n28, n77, n78		
Mechanical		Environmental	
Dimension	10.75 inch X 2.23 inch X 5.34 inch with optional magnetic mount	Operating Temperature	-30 °C to 85°C OR -22 °F to 180°F
Mounting	Single 1.5 inch	Ingress Protection	IP67 Waterproof
RF Cable Length	Choice of 1 or 15 ft Cable		

Dimensions



Hardware Accessories Included

PTA0761



Product Images



Electrical Specifications

<i>ID & Unit</i>	<i>Port</i>	<i>Parameters</i>	<i>Typ.</i>
Radiated Efficiency (%)	CELL 1 thru 4	617-663 MHz	40
	CELL 1 thru 4	663-746 MHz	50
	CELL 1 thru 4	1710-2200 MHz	70
	CELL 1 thru 4	2200-2700 MHz	80
	CELL 1 thru 4	3300-4000 MHz	85
	CELL 1 thru 4	5150-5925 MHz	80
	CELL 5 thru 8	746-798 MHz	40
	CELL 5 thru 8	798-894 MHz	40
	CELL 5 thru 8	1710-2000 MHz	60
	CELL 5 thru 8	2000-2700 MHz	70
	CELL 5 thru 8	3300-4000 MHz	80
	CELL 5 thru 8	5150-5925 MHz	65
	GPS	1575.42 MHz	80
	Wi-Fi 1 thru 4	2400-2483.5 MHz	60
	Wi-Fi 1 thru 4	4900-5900 MHz	60
BLUETOOTH	2400-2483.5 MHz	60	
Peak Gain (dBi)	CELL 1 thru 4	617-663 MHz	2.5
	CELL 1 thru 4	663-746 MHz	5
	CELL 1 thru 4	1710-2200 MHz	6

	CELL 1 thru 4	2200-2700 MHz	7
	CELL 1 thru 4	3300-4000 MHz	8
	CELL 1 thru 4	5150-5925 MHz	8
	CELL 5 thru 8	746-798 MHz	3
	CELL 5 thru 8	798-894 MHz	3
	CELL 5 thru 8	1710-2000 MHz	6
	CELL 5 thru 8	2000-2700 MHz	7
	CELL 5 thru 8	3300-4000 MHz	8
	CELL 5 thru 8	5150-5925 MHz	8
	Wi-Fi 1 thru 4	2400-2483.5 MHz	7
	Wi-Fi 1 thru 4	4900-5900 MHz	9
	BLUETOOTH	2400-2483.5 MHz	7
Return Loss 50Ω (dB)	CELL 1 thru 4	617-663 MHz	6
	CELL 1 thru 4	663-746 MHz	8
	CELL 1 thru 4	1710-2200 MHz	11
	CELL 1 thru 4	2200-2700 MHz	8
	CELL 1 thru 4	3300-4000 MHz	6
	CELL 1 thru 4	5150-5925 MHz	6
	CELL 5 thru 8	746-798 MHz	10
	CELL 5 thru 8	798-894 MHz	5
	CELL 5 thru 8	1710-2000 MHz	9
	CELL 5 thru 8	2000-2700 MHz	5
	CELL 5 thru 8	3300-4000 MHz	6
	CELL 5 thru 8	5150-5925 MHz	3
	GPS	1575.42 MHz	10
	Wi-Fi 1 thru 4	2400-2483.5 MHz	11
Wi-Fi 1 thru 4	4900-5900 MHz	6	
BLUETOOTH	2400-2483.5 MHz	11	
Isolation (dB)	CELL - MIMO 1	617-746 MHz	16
	CELL - MIMO 1	1710-2200 MHz	18
	CELL - MIMO 1	2200-2700 MHz	21
	CELL - MIMO 1	3300-4000 MHz	25
	CELL - MIMO 1	5150-5925 MHz	30
	CELL - MIMO 5	746-894 MHz	10
	CELL - MIMO 5	1710-2700 MHz	14
	CELL - MIMO 5	3300-4000 MHz	16
	CELL - MIMO 5	5150-5925 MHz	30
	CELL Adjacent	617-746 MHz	6
	CELL Adjacent	746-894 MHz	8
	CELL Adjacent	1710-2000 MHz	14
	CELL Adjacent	2000-2700 MHz	20
	CELL Adjacent	3300-4000 MHz	18
	CELL Adjacent	5150-5925 MHz	25

	Wi-Fi Wi-Fi BLUETOOTH	2400-2483.5 MHz 4900-5900 MHz 2400-2483.5 MHz	23 22 23
Polarization (dBi)	CELL Wi-Fi BLUETOOTH GPS		Linear Linear Linear RHCP
Max Input Power (Watts)	CELL, Wi-Fi, Bluetooth		10
GNSS Preamp Gain (dB)	GPS		28
GNSS Preamp Voltage (V)	GPS		2.2 to 5.0
RF Connectors	CELL, GPS Wi-Fi BLUETOOTH		SMA(M) RPSMA(M) RPSMA(M)
RF Cable Type	CELL, Wi-Fi Bluetooth GPS		LSR200 LSR200 LSR100
<ul style="list-style-type: none"> • Electrical specifications based on antenna with a 2 ft x 2 ft external ground plane. • Isolation, return loss, and peak gain does not include cable loss. • SMA connectors have a max torque of 3-5 inch lbs. • NF connectors have a max torque of 6.2-9.7 inch lbs. • CELL-MIMO isolation is the isolation between elements grouped for 4X4 MIMO for one modem. • CELL-Adjacent isolation is the isolation between adjacent elements for separate modems. • Parsec is currently phasing out inventory with LTE on our Cellular cables (now labeled CELL). For cables labeled LTE, please refer port "CELL" in the data sheets and installation instructions. 			

Part Number Key

Part number example of a 12:1 Great Pyrenees antenna, black: PRO12GP8L2WBG15B

<i>Description</i>	<i>Abbreviation</i>	<i>Part Number</i>
All PRO Series	PRO	PRO
Number of Antennas in Housing/Configuration	12:1	PRO12
Antenna Abbreviation for Great Pyrenees	GP	PRO12GP
Number of CELL Elements	#L	PRO12GP8L
Number of Wi-Fi Elements	#W	PRO12GP8L2W
Bluetooth	B	PRO12GP8L2WB
Number of GPS Elements (usually only 1 GPS per antenna, therefore we simply list G and no number)	G	PRO12GP8L2WBG
Cable Length Measured in Feet: 01=1', 15=15'	01, 07, 15	PRO12GP8L2WBG15
Radome Color - B for Black, W for White	B or W	PRO12GP8L2WBG15B
If SMA Connector, Simply Leave Blank		PRO12GP8L2WBG15B
N Type Female Connector	-NF	PRO12GP8L2WBG15B-NF
QMA Male Connector	-QM	PRO12GP8L2WBG15B-QM

Additional Options		
Attached Magnetic Boot Mount	M	PRO12GP8L2WBG15BM
Marine Grade	-MG	PRO12GP8L2WBG15B-NF-MG
Custom connectors and cable kits are available. Please contact us for more information at sales@parsec-t.com .		

Ordering Standard Antennas

Config.	Part Number	Description
8:1	PRO8GP8L15B	8 Cellular, 15 ft Cable, Black
11:1	PRO11GP8L2WG15B	8 Cellular, 2 Wi-Fi, GPS, 15 ft Cable, Black
12:1	PRO12GP8L2WBG15B	8 Cellular, 2 Wi-Fi, Bluetooth, GPS, 15 ft Cable, Black
13:1	PRO13GP8L4WG15B	8 Cellular, 4 Wi-Fi, GPS, 15 ft Cable, Black

Non-Standard Antennas

Config.	Part Number	Description
8:1	PRO8GP8L01B	8 Cellular, 1 ft Cable, Black
	PRO8GP8L01W	8 Cellular, 1 ft Cable, White
	PRO8GP8L15W	8 Cellular, 15 ft Cable, White
11:1	PRO11GP8L2WG07B	8 Cellular, 2 Wi-Fi, GPS, 7 ft Cable, Black
	PRO11GP8L2WG07BM	8 Cellular, 2 Wi-Fi, GPS, 7 ft Cable, Black, Magnetic Mount
	PRO11GP8L2WG07W	8 Cellular, 2 Wi-Fi, GPS, 7 ft Cable, White
	PRO11GP8L2WG07WM	8 Cellular, 2 Wi-Fi, GPS, 7 ft Cable, White, Magnetic Mount
	PRO11GP8L2WG15BM	8 Cellular, 2 Wi-Fi, GPS, 15 ft Cable, Black, Magnetic Mount
	PRO11GP8L2WG15W	8 Cellular, 2 Wi-Fi, GPS, 15 ft Cable, White
	PRO11GP8L2WG15WM	8 Cellular, 2 Wi-Fi, GPS, 15 ft Cable, White, Magnetic Mount
12:1	PRO12GP8L2WBG15BM	8 Cellular, 2 Wi-Fi, Bluetooth, GPS, 15 ft Cable, Black, Magnetic Mount
	PRO12GP8L2WBG15W	8 Cellular, 2 Wi-Fi, Bluetooth, GPS, 15 ft Cable, White
	PRO12GP8L2WBG15WM	8 Cellular, 2 Wi-Fi, Bluetooth, GPS, 15 ft Cable, White, Magnetic Mount
13:1	PRO13GP8L4WG15BM	8 Cellular, 4 Wi-Fi, GPS, 15 ft Cable, Black, Magnetic Mount
	PRO13GP8L4WG15W	8 Cellular, 4 Wi-Fi, GPS, 15 ft Cable, White
	PRO13GP8L4WG15WM	8 Cellular, 4 Wi-Fi, GPS, 15 ft Cable, White, Magnetic Mount

Additional Hardware Accessories

<i>Accessory</i>	<i>Part Number</i>
Pole Mount Bracket	PTA0149H
Pole Mount Bracket, Marine Grade, White	PTA0149H-MG-W
Pole Mount Bracket, Marine Grade, Black	PTA0149H-MG-B
Pole Mount Bracket, Horizontal Truss Mounting	PTA0149H-F
Pole Mount Bracket, Heavy Duty, High Vibration	PTA0721
Wall Mount Bracket	PTA0149H-W
Roof Mount Kit - Gasket, Nut, Washer	PTA0610
Replacement Magnets for Magnetic Boot	PTA0212-2
Replacement Rooftop Gasket	PTA0187
3M Double Sided Adhesive Gasket	PTA0187
Hardware Kit for 1.5" Shaft - Nut/Washer	PTA0761
1.5" Star Washer	PTA0257
Ground Plane with Adhesive Back, 20 in x 20 in, Can Be Cut to Size	PTA0587
Lightning Arrestor - SMA(F) to SMA(F)	PTA0476
Lightning Arrestor - N(F) to N(M)	PTA0736
SMA Wrench, Key Chain	PTA0194
Service: Cable Sleeving (Priced Per Ft)	Cable Sleeving



Parsec Antennas

972-804-4600

support@parsec-t.com