



The K9 PRO series mobile antenna is a 5G, 4X4 MIMO cellular, up to 4X4 MIMO Wi-Fi, omni-directional antenna with optional GPS and Bluetooth. The K9 is designed for high performance for 600 MHz to 6 GHz frequencies to support large vehicle fleets, public transportation, and tamper resistant kiosk in a sleek, low-profile housing.

This PRO series IP67 rated antenna fits horizontally along flat roofed, large vehicles to provide a hidden slender appearance that allows for a streamlined fit.

Patent Pending



1st
to **5G**



Configurations 4:1 | 5:1 | 7:1 | 8:1 | 9:1

Transportation & Fleet | Mobile Broadband | Low-Profile Kiosks

Low Profile

Flat Design to Remain Hidden

High Data Speeds

Consistent Communication

Durable


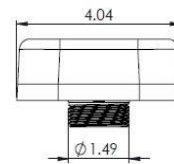
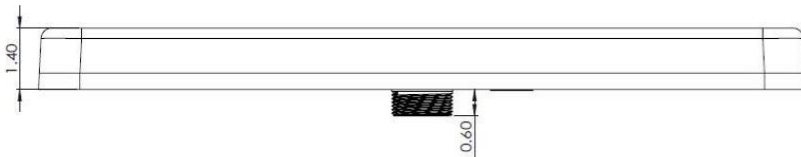
IP67 Rated for Power Washer Safe

- 4X4 MIMO CELLULAR
- UP TO 4X4 MIMO WI-FI
- OMNI-DIRECTIONAL
- OPTIONAL GPS/ BLUETOOTH
- 600 MHz – 6 GHz
- 1.4 in X 4.04 in X 18.89 in
- WI-FI 6 COMPATIBLE

Specifications

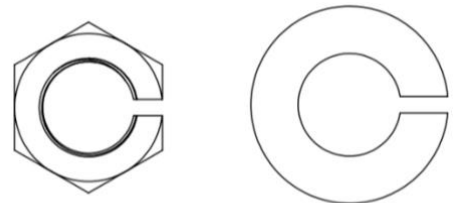
Frequencies			
4G/5G Cellular	617-894 MHz 1710-2700 MHz 3400-3800 MHz 5150-5925 MHz	Wi-Fi	2400-2483.5 MHz 4900-5900 MHz
4G/5G Bands			
North America	B2, B4, B5, B7, B12, B13, B14, B17, B25, B26, B29, B30, B41, B46, B48, B66, B71 n1, n5, n12, n66, n71, n77		
EMEA	B1, B3, B7, B20, B28, B42, B43, B46 n1, n3, n28, n77, n78		
Mechanical		Environmental	
Dimensions	1.4 inch X 4.04 inch X 18.87 inch	Operating Temperature	-30 °C to 85°C OR -22 °F to 180°F
Mounting	Single 1.5 inch	Ingress Protection	IP67
RF Cable Length	Choice of 3, 6, 10, or 15 ft cable		

Dimensions



Hardware Accessories Included

PTA0761



Product Images



Electrical Specifications

<i>ID & Unit</i>	<i>Port</i>	<i>Parameters</i>	<i>Typ.</i>
Radiated Efficiency (%)	CELL 1 thru 4	617-894 MHz	60
	CELL 1 thru 4	1710-2700 MHz	70
	CELL 1 thru 4	3400-3800 MHz	60
	CELL 1 thru 4	5150-5925 MHz	60
	GPS	1575.42 MHz	80
	Wi-Fi 1 thru 4	2400-2483.5 MHz	70
	Wi-Fi 1 thru 4	4900-5900 MHz	70
Peak Gain (dBi)	CELL 1 thru 4	617-894 MHz	4.5
	CELL 1 thru 4	1710-2700 MHz	6.5
	CELL 1 thru 4	3400-3800 MHz	9
	CELL 1 thru 4	5150-5925 MHz	8
	GPS	1575.42 MHz	6
	Wi-Fi 1 thru 4	2400-2483.5 MHz	5
	Wi-Fi 1 thru 4	4900-5900 MHz	7
Return Loss 50Ω (dB)	CELL 1 thru 4	617-894 MHz	5
	CELL 1 thru 4	1710-2700 MHz	7
	CELL 1 thru 4	3400-3800 MHz	7
	CELL 1 thru 4	5150-5925 MHz	6.5
	GPS	1575.42 MHz	12
	Wi-Fi 1 thru 4	2400-2483.5 MHz	13
	Wi-Fi 1 thru 4	4900-5900 MHz	9
Isolation (dB)	CELL	617-894 MHz	6.5
	CELL	1710-2700 MHz	13
	CELL	3400-3800 MHz	15
	CELL	5150-5925 MHz	16

	Wi-Fi Wi-Fi	2400-2483.5 MHz 4900-5900 MHz	11 18
Polarization (dBi)	CELL, Wi-Fi		Linear RHCP
Max Input Power (Watts)	CELL, Wi-Fi		5
<ul style="list-style-type: none"> • Electrical specifications based on antenna with a 2 ft x 2 ft external ground plane. • Isolation, return loss, and peak gain does not include cable loss. • SMA connectors have a max torque of 3-5 inch lbs. • NF connectors have a max torque of 6.2-9.7 inch lbs. • Parsec is currently phasing out inventory with LTE on our Cellular cables (now labeled CELL). For cables labeled LTE, please refer port "CELL" in the data sheets and installation instructions. 			

GNSS Electrical Specifications

<i>ID & Unit</i>	<i>Port</i>	<i>Parameters</i>	<i>Typ.</i>
Antenna + Preamp Gain (dBic)	GPS	1570-1581 MHz	33
Polarization	GPS		RHCP
Filter Rejection (dB)	GPS	1625 MHz	12
GNSS Preamp Voltage (mA)	GPS		2.2 to 5
GNSS Preamp Current (mA)	GPS		5 to 15
RF Connector	GPS		SMA(M)
RF Cable Type	GPS		LSR100

Part Number Key

Part number example of a 9:1 K9 antenna, black: PRO9K4L4WG15BS

<i>Description</i>	<i>Abbreviation</i>	<i>Part Number</i>
All PRO Series	PRO	PRO
Number of Antennas in Housing/Configuration	9:1	PRO9
Antenna Abbreviation for K9	K	PRO9K
Number of CELL Elements	#L	PRO9K4L
Number of Wi-Fi Elements	#W	PRO9K4L4W
Number of GPS Elements (usually only 1 GPS per antenna, therefore we simply list G and no number)	G	PRO9K4L4WG
Cable Length Measured in Feet: 01=1', 15=15'	01, 15, etc.,	PRO9K4L4WG15
Radome color - B for Black, W for White	B or W	PRO9K4L4WG15B
If SMA Connector, Simply Leave Blank		PRO9K4L4WG15B
S=Short Bolt of 0.6" (K9 Antenna is Only Available in Short Bolt)	S	PRO9K4L4WG15BS
<i>Additional Options</i>		
N Type Female Connector	-NF	PRO9K4L4WG01BS-NF
Custom connectors and cable kits are available. Please contact us for more information at sales@parsec-t.com .		

Ordering

Standard Antennas

<i>Configs.</i>	<i>Part Number</i>	<i>Description</i>
4:1	PRO4K4L15BS	4 Cellular, 15 ft Cable, Black, Short Bolt
9:1	PRO9K4L4WG15BS	4 Cellular, 4 Wi-Fi, GPS, 15 ft Cable, Black, Short Bolt

Non-Standard Antennas

<i>Configs.</i>	<i>Part Number</i>	<i>Description</i>
4:1	PRO4K4L01BS	4 Cellular, 1 ft Cable, Black, Short Bolt
	PRO4K4L01BS-NF	4 Cellular, 1 ft Cable, Black, Short Bolt, N Type Female
	PRO4K4L01WS	4 Cellular, 1 ft Cable, White, Short Bolt
	PRO4K4L01WS-NF	4 Cellular, 1 ft Cable, White, Short Bolt, N Type Female
	PRO4K4L15WS	4 Cellular, 15 ft Cable, White, Short Bolt
5:1	PRO5K4LG01BS	4 Cellular, GPS, 1 ft Cable, Black, Short Bolt
	PRO5K4LG01BS-NF	4 Cellular, GPS, 1 ft Cable, Black, Short Bolt, N Type Female
	PRO5K4LG01WS	4 Cellular, GPS, 1 ft Cable, White, Short Bolt
	PRO5K4LG01WS-NF	4 Cellular, GPS, 1 ft Cable, White, Short Bolt, N Type Female
	PRO5K4LG15BS	4 Cellular, GPS, 15 ft Cable, Black, Short Bolt
	PRO5K4LG15WS	4 Cellular, GPS, 15 ft Cable, White, Short Bolt
7:1	PRO7K4L2WG01BS	4 Cellular, 2 Wi-Fi, GPS, 1 ft Cable, Black, Short Bolt
	PRO7K4L2WG01BS-NF	4 Cellular, 2 Wi-Fi, GPS, 1 ft Cable, Black, Short Bolt, N Type Female
	PRO7K4L2WG01WS	4 Cellular, 2 Wi-Fi, GPS, 1 ft Cable, White, Short Bolt
	PRO7K4L2WG01WS-NF	4 Cellular, 2 Wi-Fi, GPS, 1 ft Cable, White, Short Bolt, N Type Female
	PRO7K4L2WG15BS	4 Cellular, 2 Wi-Fi, GPS, 15 ft Cable, Black, Short Bolt
	PRO7K4L2WG15WS	4 Cellular, 2 Wi-Fi, GPS, 15 ft Cable, White, Short Bolt
8:1	PRO8K4L2WBG01BS	4 Cellular, 2 Wi-Fi, Bluetooth, GPS, 1 ft Cable, Black, Short Bolt
	PRO8K4L2WBG15BS	4 Cellular, 2 Wi-Fi, Bluetooth, GPS, 15 ft Cable, Black, Short Bolt
	PRO8K4L2WBG01WS	4 Cellular, 2 Wi-Fi, Bluetooth, GPS, 1 ft Cable, White, Short Bolt
	PRO8K4L2WBG15WS	4 Cellular, 2 Wi-Fi, Bluetooth, GPS, 15 ft Cable, White, Short Bolt
9:1	PRO9K4L4WG01BS	4 Cellular, 4 Wi-Fi, GPS, 1 ft Cable, Black, Short Bolt
	PRO9K4L4WG01BS-NF	4 Cellular, 4 Wi-Fi, GPS, 1 ft Cable, Black, Short Bolt, N Type Female
	PRO9K4L4WG01WS	4 Cellular, 4 Wi-Fi, GPS, 1 ft Cable, White, Short Bolt
	PRO9K4L4WG01WS-NF	4 Cellular, 4 Wi-Fi, GPS, 1 ft Cable, White, Short Bolt, N Type Female
	PRO9K4L4WG15WS	4 Cellular, 4 Wi-Fi, GPS, 15 ft Cable, White, Short Bolt

Additional Hardware Accessories

<i>Accessory</i>	<i>Part Number</i>
Magnetic Mount	PTA0329
Additional Hardware Kit for 1.5" Shaft – Nut/Washer	PTA0761
Star Washer	PTA0257
Ground Plane with Adhesive Back, 20 in x 20 in, Can Be Cut to Size	PTA0587
Lightning Arrestor – SMA(F) to SMA(F)	PTA0476
Lightning Arrestor – N(F) to N(M)	PTA0736
SMA Wrench, Key Chain	PTA0194
Service: Cable Sleeving (Priced Per Ft)	Cable Sleeving



Parsec Antennas

972-804-4600

support@parsec-t.com